


	SSU Campus Copeland Creek (Rohnert Park)			Pieta Creek (Cloverdale)	
	Site 1	Site 2	Site 3	Site 1	Site 2
Case Makers		19	4	6	
Stringy boi		2	6		
Calosis		2	1		
Two Tailed Bumpies		2	22	8	
Big Stringy				1	
Wingy Boi				2	
Triple T Triple L		29	20	5	
Triple T Curl				9	
Wide Boi		2	3		
Two Tailed Curl		2			1
Double T Triple L		2			
Triple T Dark			1		
Curly Dark			1		
Two Hairy Tails			1		
Long two tailed			2		
Hairy Legs			1		
Wide Legged			2		
Water Striders				1	2
Tiny Boi					

	SSU Campus Copeland Creek (Rohnert Park)		
	Site 1	Site 2	Site 3
Case Makers		19	4
Stringy boi		2	6
Calosis		2	1
Two Tailed Bumpies		2	22
Big Stringy			
Wingy Boi			
Triple T Triple L		29	20
Triple T Curl			
Wide Boi		2	3
Two Tailed Curl		2	
Double T Triple L		2	
Triple T Dark			1
Curly Dark			1
Two Hairy Tails			1
Long two tailed			2
Hairy Legs			1
Wide Legged			2



Two Tailed Curl		1	2
Water Striders	1	2	
Tiny Boi			2

Species Name	Number
Case Makers	29
Stringy boi	8
Calosis	3
Two Tailed Bumpies	32
Big Stringy	1
Wingy Boi	2
Triple T Triple L	54
Triple T Curl	9
Wide Boi	5
Two Tailed Curl	2
Double T Triple L	2
Triple T Dark	1
Curly Dark	1
Two Hairy Tails	1
Long two tailed	2
Hairy Legs	1
Wide Legged	2
Total	155

Macroinvertebrate Species	Number
Mayfly Larva	3
Water Strider	3
Dragonfly Larva	2
Total	8

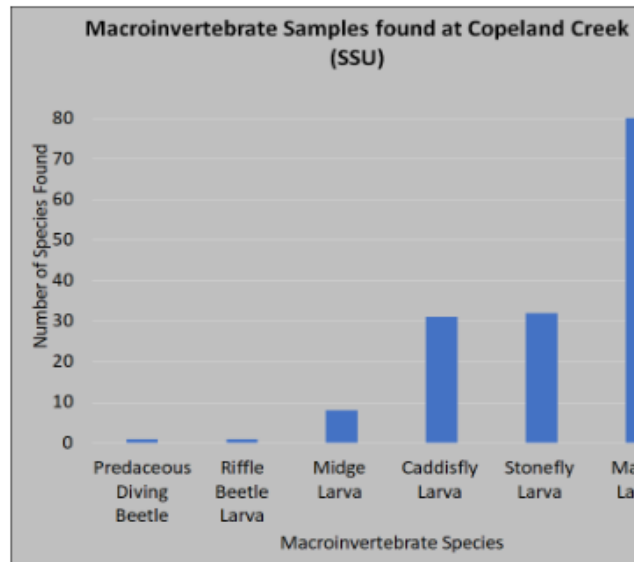


Figure 1 depicts the amount of six different species of macroinvertebrate sampled at Copeland Creek.

Macroinvertebrate Species	Number
Predaceous Diving Beetle	1
Riffle Beetle Larva	1
Midge Larva	8
Caddisfly Larva	31
Stonefly Larva	32

4/11/2019

Copeland Creek	Location 1	Location 2	Lo
Phosphate (mg/L)	0.1	0.2	

Mayfly Larva	80
Total	153

Pollution Tolerance	
Minnow Mayflies	4
Flat Headed Mayflies	4
Humpless Care Maker Caddisfli	3
Strongcare Maker Caddisflies	0
Psychomyiidae (Caddisfly)	2
Midge Larva	6
Dragonfly Larva(Skimmer)	9

Phosphate (mg/L)	0.4	0.2
Nitrate (mg/L)	0.9	0.6
Total Dissolved Solids <u>ppmx10</u>	19.245	17.175
Temperature (°C)	16.1	16.2
pH	8.26	8.08
Dissolved Oxygen (mg/L)	8.7	8.5
Biochemical Oxygen Demand (mg/L)	-0.1	0.7
Fecal Coliform (mpn/100ml)x10 ³	24.1	24.192
Turbidity	2.02	2.05

Figure 5 depicts the various factors of Water Quality for Copeland Creek.

4/11/2019

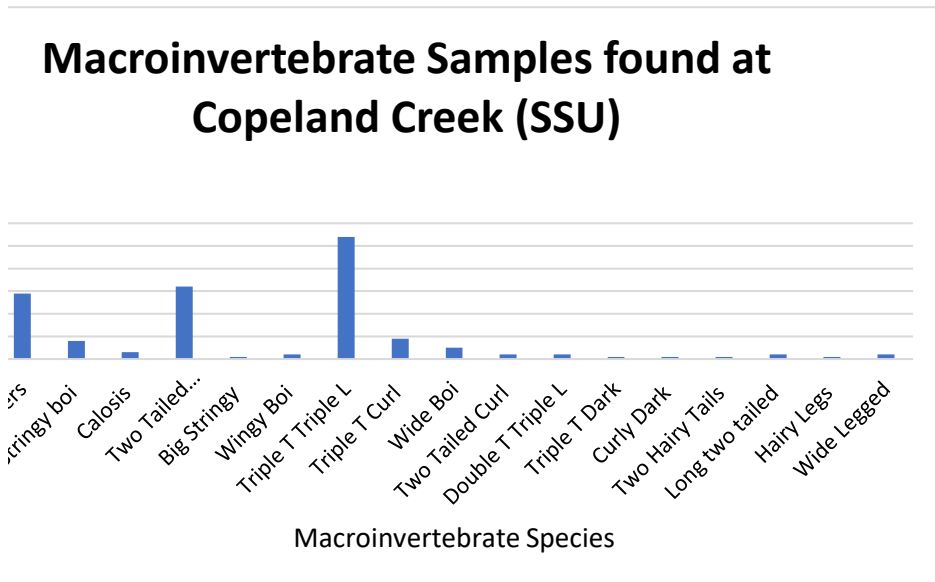
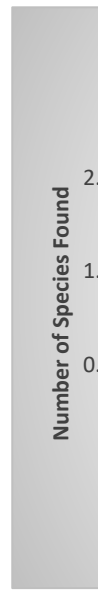
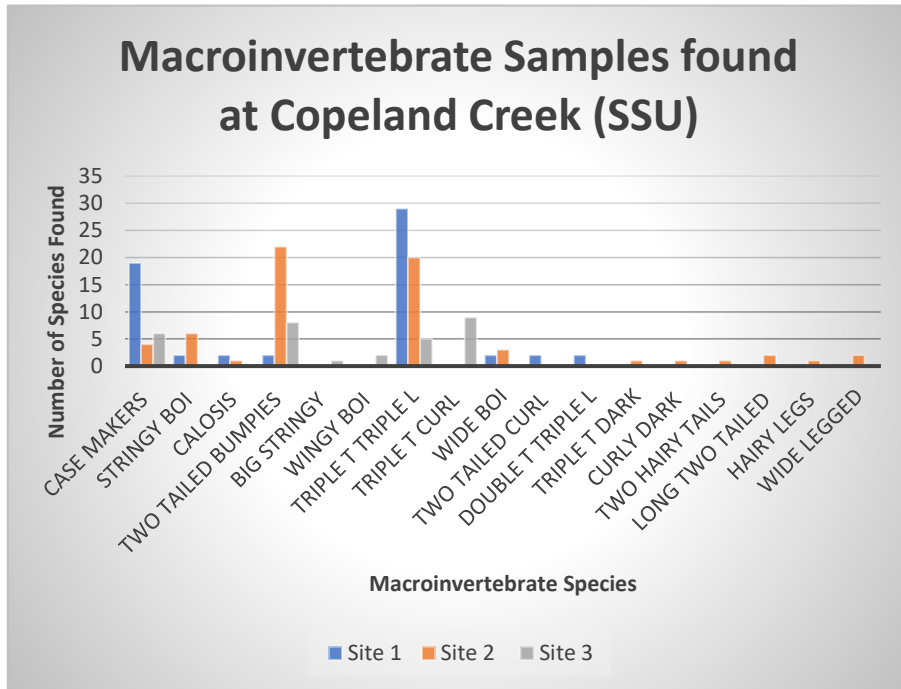
Macroinvertebrate Species	Number
Predaceous Diving Beetle	1
Pyramid Caterpillar	1
Non-Biting Midge	2
Midge Larva	8
Caddisfly	31
Stonefly Larva	32
Mayfly	80
Total	155

Macroinvertebrate Species	Number
Mayfly	3
Water Strider	3
Dragonfly Larva	2
Total	8

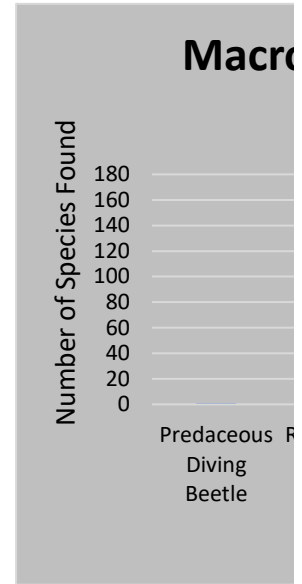
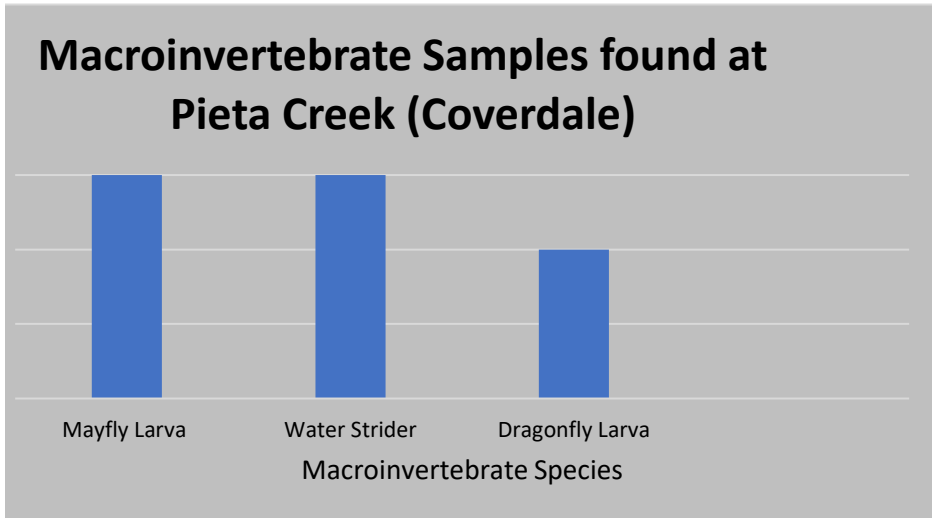
Raw Appendix Data:

3)
Site 3

Collection Date: Copeland Creek 4/11/19 and Pieta Creek 4
Copeland Creek- Sonoma State university Campus
Pieta Creek- Cloverdale



4/11/2019



4/12/2019

Macroinvertebrate Species	Number of Species Found
Predaceous Diving Beetle	1
Riffle Beetle Larva	1
Midge Larva	8
Caddisfly Larva	31
Stonefly Larva	32
Mayfly Larva	80
Total	153

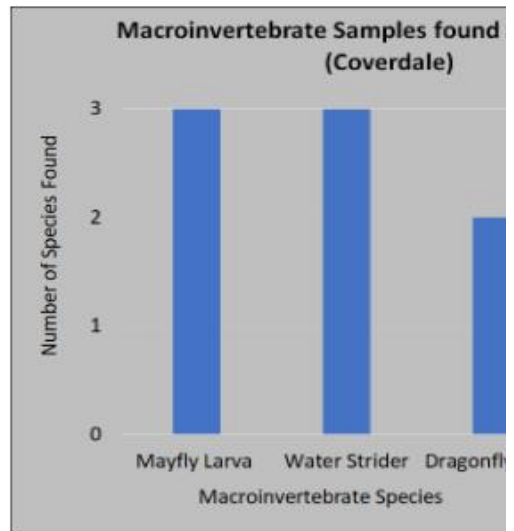


Figure 3 depicts the amount of different species of macroinvertebrates sampled at Pieta Creek.

es

Figure 2 shows the abundance and species sampled from Copeland Creek in table format.

4/11/2019

4/12/2019

Location 3
0 2

Pieta Creek	Location 1	Location 2	Location 3
-------------	------------	------------	------------

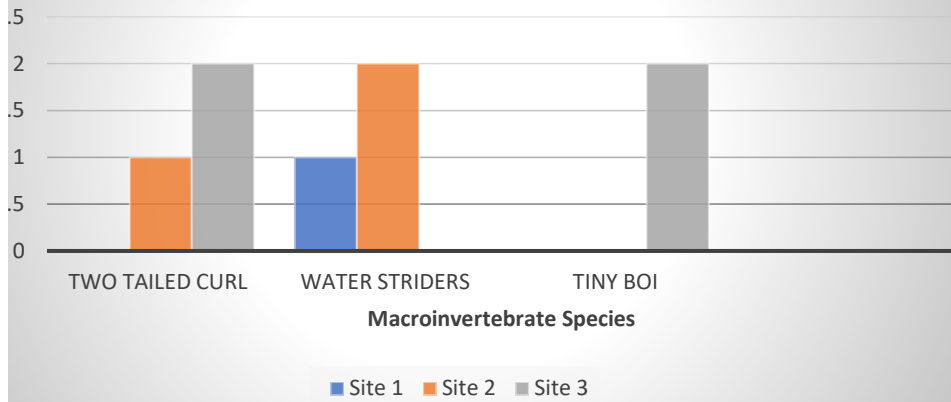
0.2	Phosphate (mg/L)	0	0	0
0.4	Nitrate (mg/L)	0	0	0
16.205	Total Dissolved Solids <u>ppm x 10</u>	9.1	10.03	10.145
15.4	Temperature (°C)	12.9	12.8	12.7
8.03	pH	8.4	8.35	8.23
8.5	Dissolved Oxygen (mg/L)	8.3	8.2	8.5
0.2	Biochemical Oxygen Demand (mg/L)	0.4	0.4	0.4
24.2	Fecal Coliform (mpn/100ml)x10 ³	24.1	24.192	24.2
3.17	Turbidity	29	12	5

Index

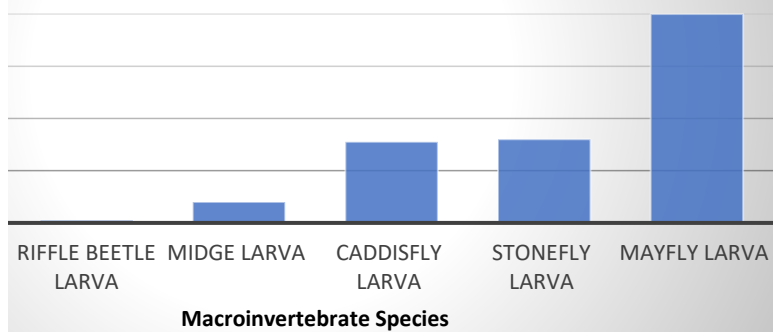
Figure 6 depicts that various factors of Water Quality Index for Pieta Creek.

4/12/2019

Macroinvertebrate Samples found at Pieta Creek (Cloverdale)

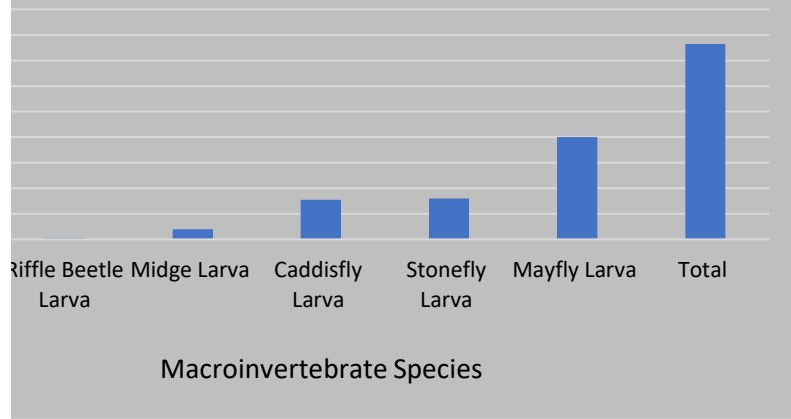


Macroinvertebrate Samples found at Copeland Creek (SSU)




4/11/2019

Macroinvertebrate Samples found at Copeland Creek (SSU)



4/11/2019



of three
vertebrates

Macroinvertebrate Species	Number of Species Found
Mayfly Larva	3
Water Strider	3
Dragonfly Larva	2
Total	8

Figure 4 shows the abundance and species sampled from Pieta Creek in table format.

4/12/2019